



# Xinux

## Free Operation System

Uzinfocom Open Source Team

XINUX.UZ  
by  
**UZINFOCOM**  
uzinfocom.uz



How distros “OS” are made?

# Traditional Way of Building System

- 1) Take a base distro
- 2) Add configs
- 3) Add some design
- 4) Voila!



# 2-4 weeks

For Simple & Base Distribution

**4-5 GB**

**Bloated and Very BIG!**

**Develop System Efficiently**

**Using “Channeling System”**

“Channeling System is like a factory...

you call your target, it reaches peak of  
efficiency & productivity~”

Go fast forward?




Go fast on turns?



Go eco & further?







- Spend less time for each channel
- Extra Tuning
- Saving Hybrid Behavior
- Easy to extend and maintain
- Most optimized
- Light and Fast as hell!

# Xinux

**Desktop Edition**

**Operator Edition**

**Server Edition**

**Designer Edition**

**Entertainment Edition**

**Office Edition**




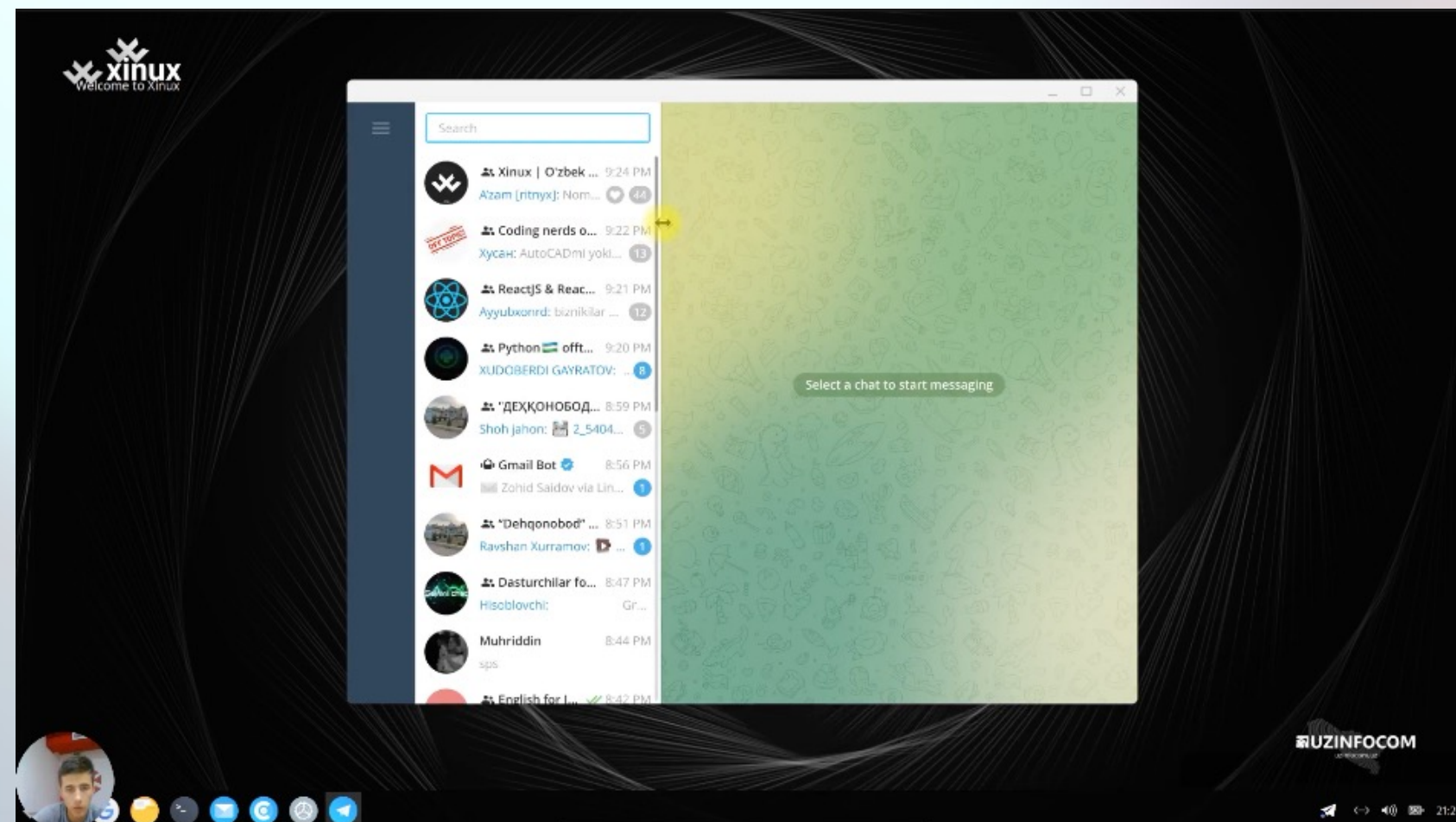
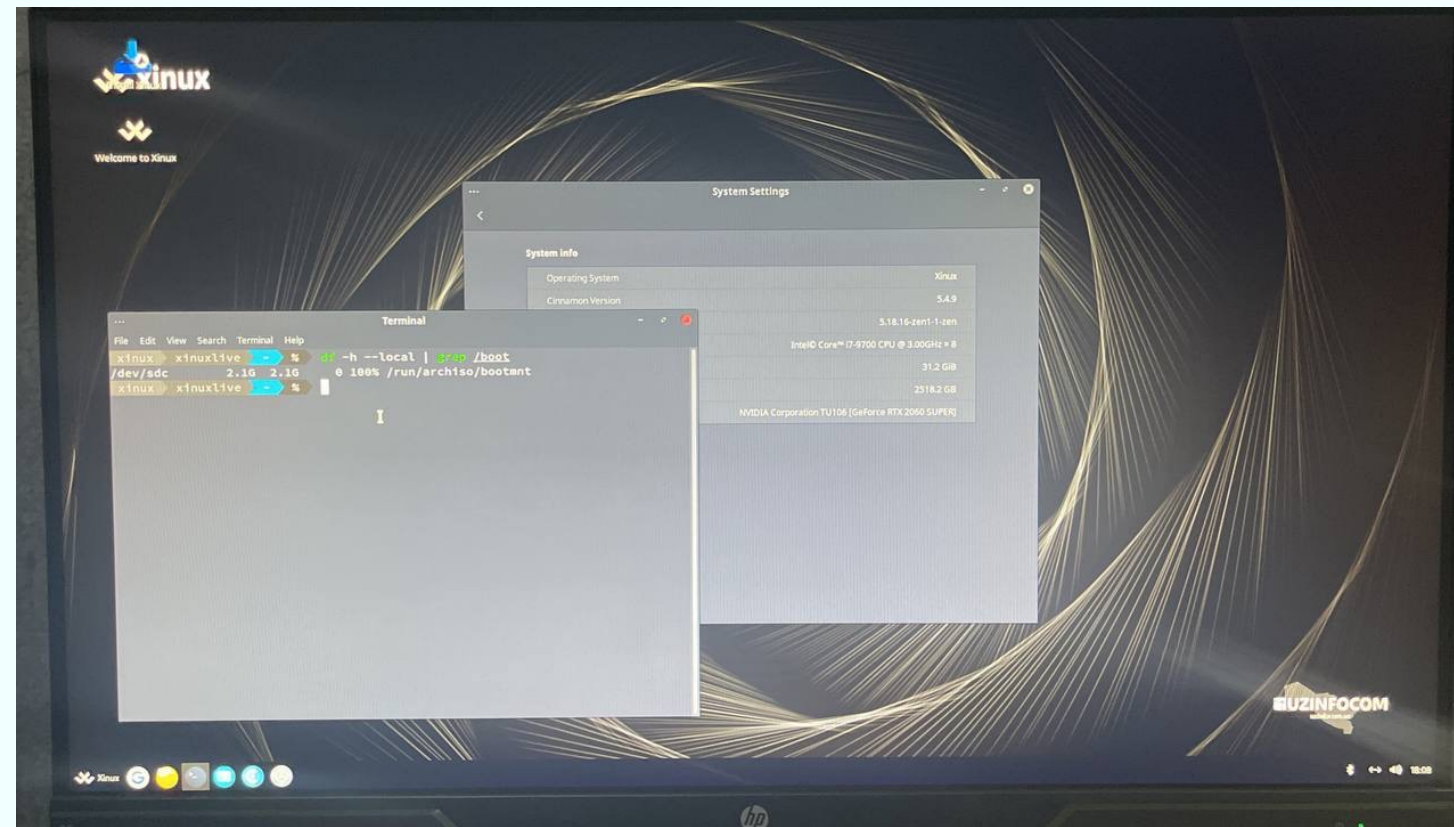
All required tools  
Pre-installed out of box

# Uzinfocom's Software Included

# Desktop Edition (alpha release)



# Reviews



## O'zbekcha Operatsion Tizim?

UZINFOCOMning jamoasi kompyuter uchun o'z operatsion tizimini ishlab chiqaribdi.

Nomi - Xinux

Ammo u noldan yasalmagan, shunchaki *Linux* asosida qurilgan. Ishlatib ko'rmadim, lekin istasangiz o'zingiz ushbu operatsion tizimni [yuklab](#) olib, sinab ko'rishingiz mumkin.

Fikrlar qanday endi? Bo'lishaylikchi 🤔

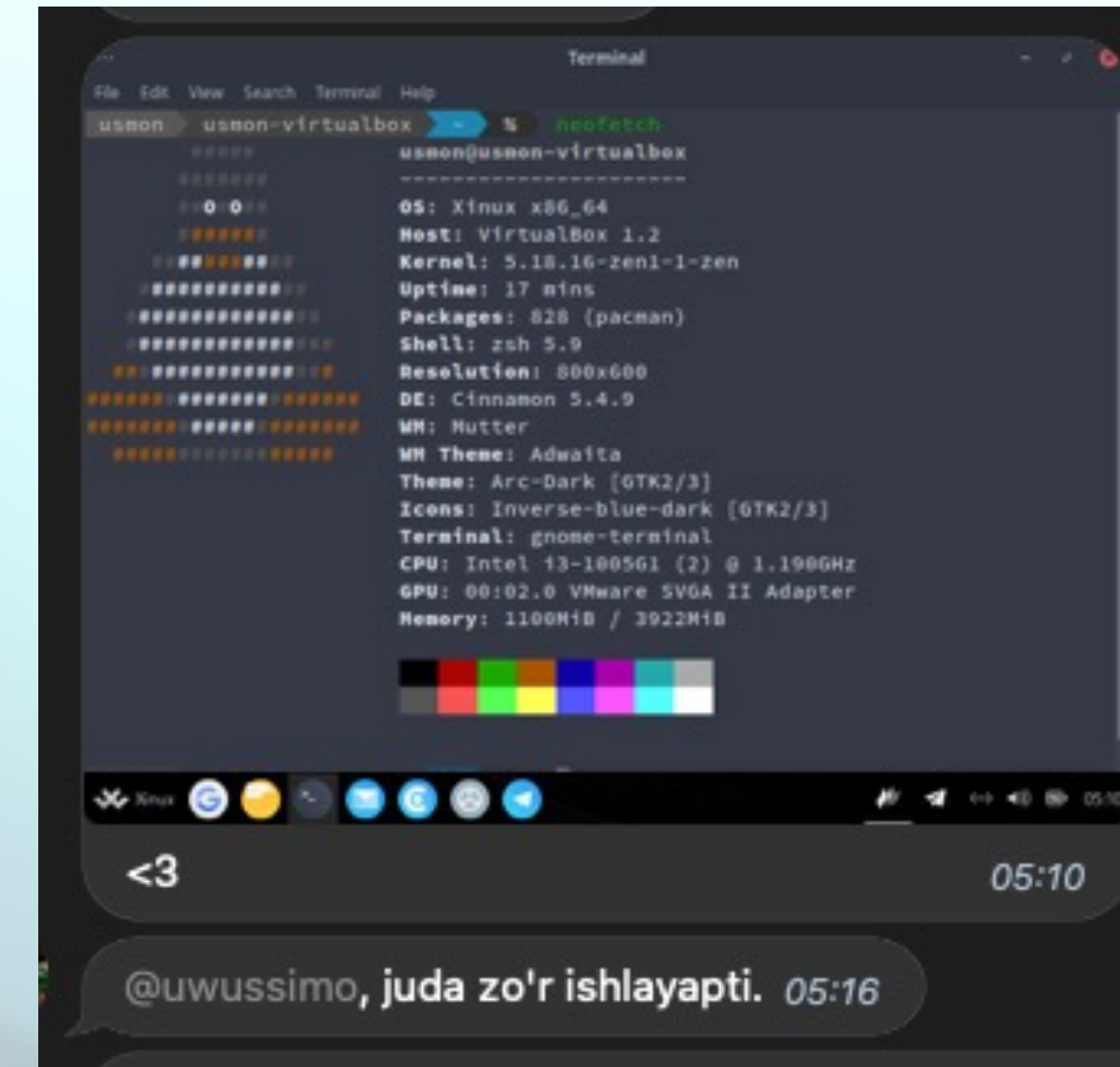
(*Rasmlar @uzinfocomofficial kanalidan olingan*)

@texnoplov

👍 113 🗣️ 45 🍷 9 🍌 7 🤖 6  
🔥 3 🏆 3 🎉 3 🗨️ 2 😊 2

👁️ 4,8K edited 18:32

258 Comments •



Forwarded from: Shaxzodbek  
/feedback men xinuxosni ishlatmadimu lkn dostim ishlatib kordi va yoqi  
👁️ 4 13:12

Usmon Hamidulloh  
Hozircha feedback yo'q, hammasi menga yoqdi. Biroz dam olib, yana bir qarab ko'raman.  
05:28

Bu safar real qurilmaga o'rnatib, ishlatib ko'raman. 05:28

# Progress

**+20**

**Installed as main OS**

**+200**

**Positive review**

**+150**

**New members**

## ***TODO (Desktop Edition):***

- \* Stabilize APIs***
- \* Optimize channels***
- \* Add an AI assistant***
- \* Improve UI/UX of System***
- \* Add more entertainment compability***

## ***TODO (Server Edition):***

- \* Create other channels (Server Edition => High Priority)***
- \* Improve & Add more additions to Server Edition***
- \* Develop more automation tools to make SysAdmins routine way more easier***



# Thanks for your attention!

## You may follow our Open Source GitHub Organization!



A screenshot of a web browser displaying the GitHub organization page for UZINFOCOM. The browser's address bar shows the URL 'https://github.com/uzinfocom-org?view\_as=public'. The page header includes the GitHub logo, a search bar, and navigation links for 'Pull requests', 'Issues', 'Marketplace', and 'Explore'. The organization's profile is shown with a blue square logo, the name 'UZINFOCOM', and a bio: 'Single integrator for the creation and support of public information systems'. It also lists 'Uzbekistan', a website 'https://oss.uzinfocom.uz', a Twitter handle '@uzinfocom', an email 'cctld@uzinfocom.uz', and a 'Verified' badge. Below the profile, there are tabs for 'Overview', 'Repositories' (29), 'Discussions', 'Projects', 'Packages', and 'People' (16). The main content area shows a 'README.md' file with a large blue banner. The banner features a grid of colorful icons representing various services and the text 'Open Source', 'Open Accessible', and 'Reliable'. To the right of the banner is a logo with the number '20' and the UZINFOCOM logo. Below the banner, the text 'Open Source @ Uzinfocom Family' is displayed, followed by a paragraph: 'Our current focus right now is to revive upon uzbek open source but not stray away from contributing to existing technologies.' At the bottom, there are two boxes: one for 'Linux Community Xinux Uzbekistan' with a logo, and another for 'TLD Administration ccTLDuz' with a logo.